

SEND in England's schools 2024

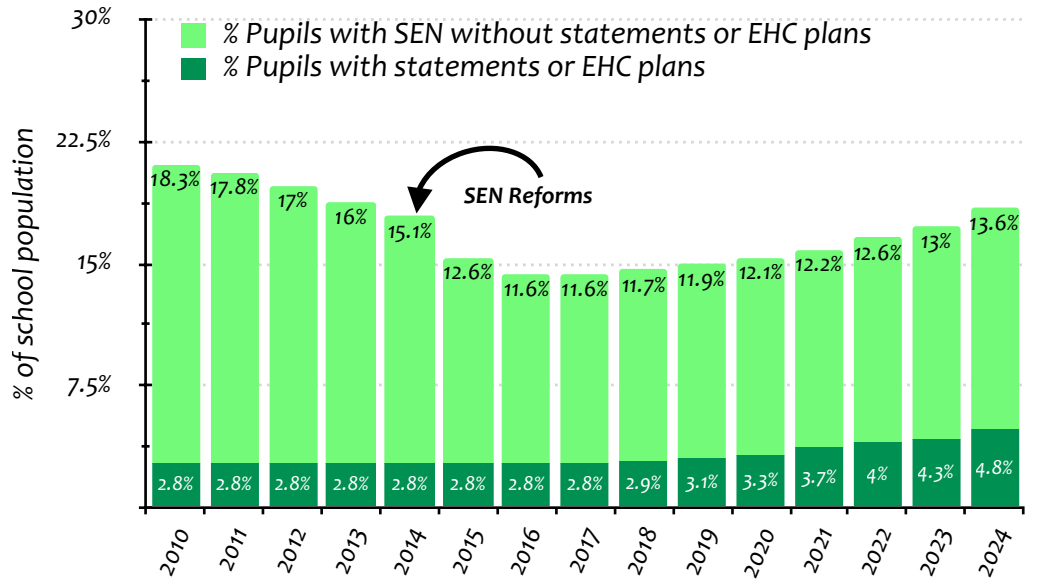
Figures from DfE 2024 school census

2024 2023

18.4% **17.3%**
Of children in England had SEND

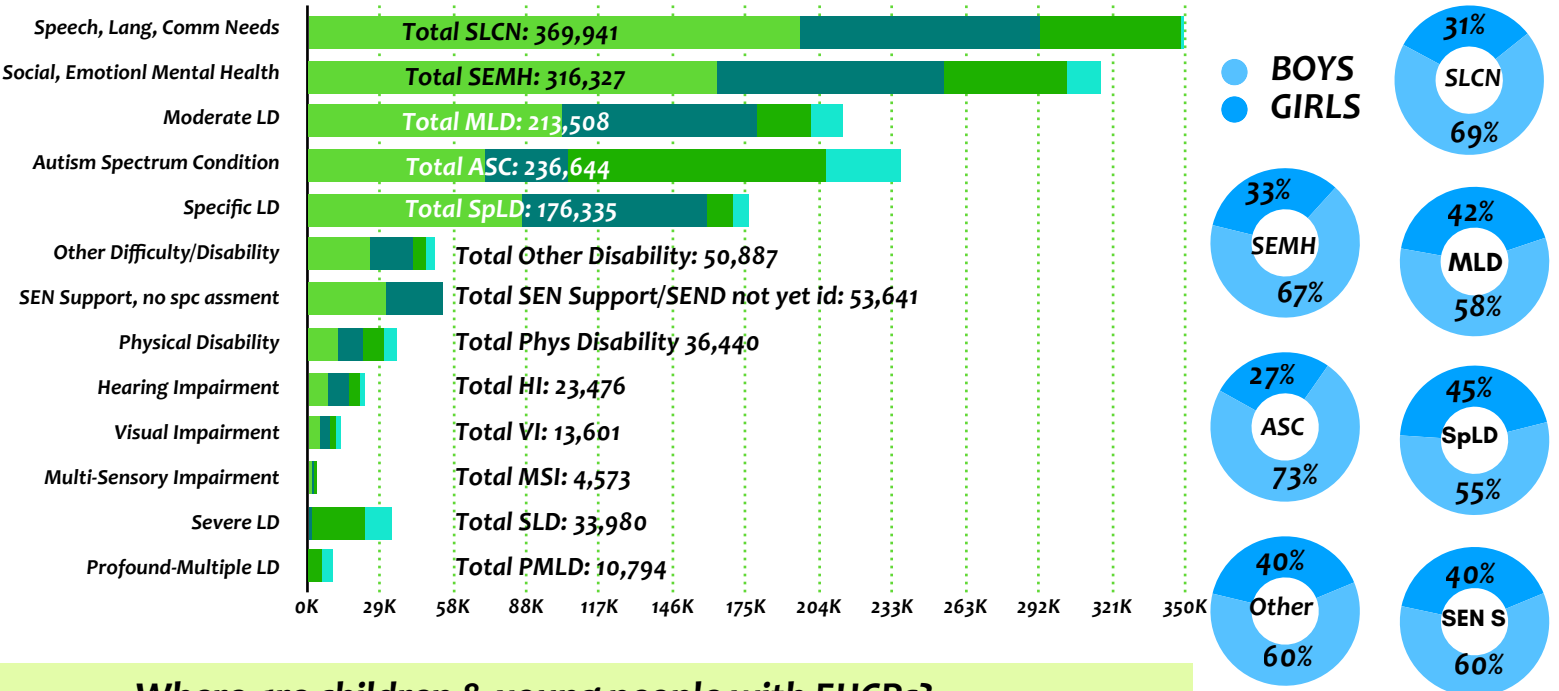
4.8% **4.3%**
Had an EHCP at end of Jan '22

13.6% **13%**
Of pupils were on SEN Support

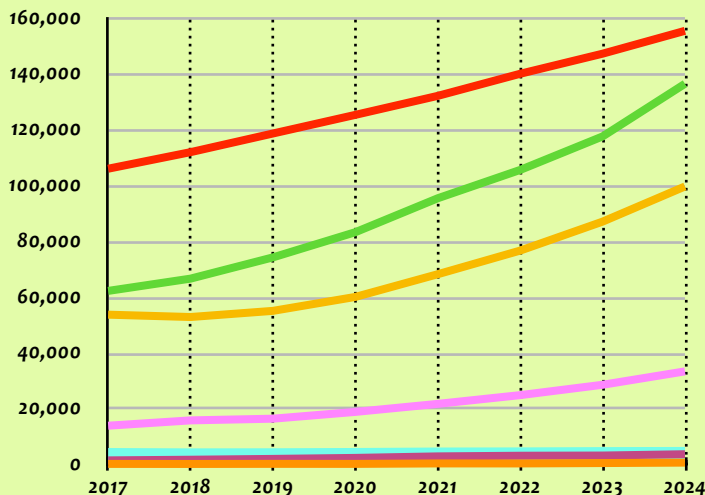


State-funded primary, secondary and special schools: percentage of pupils with SEND by gender and primary type of need in 2023

■ Boys on SEN support
 ■ Girls on SEN Support
 ■ Boys with EHCPs
 ■ Girls with EHCPs



Where are children & young people with EHCPs?



2024 Figures

- 831 State Nursery
- 136,642 State Primary
- 99,825 State Secondary
- 155,619 Maintn'd Special
- 3,837 PRU/AP
- 33,541 Independent
- 4,059 NMSS

© SNJ 2024
SpecialNeedsJungle.com
Analysis, Design: Tania Tirraoro